

Annual Report on the Infringements System

2014-15

Infringement Management and Enforcement Services

Contents

Executive Summary – Infringement Activity 2014-15	3
1 The Infringements System	4
2 Key Initiatives and Highlights: 2014-15	4
3 Infringements Reporting	6
4 Infringements Activity	6
5 Infringements and Road Safety	8
6 Infringements and Local Councils	9
7 Infringements and Options for Review	10
8 Enforcement Order Activity	14
9 Revocation Activity	14
10 Infringements and Financial Hardship	15
Appendix 1 Overview of the Infringements System	18
Appendix 2 List of Enforcement Agencies	21
Appendix 3 Additional Tables	23
List of appendix tables	23
Infringements issued by offence category	24
Enforcement Agency types – infringements issued by category	25
Enforcement Agency types – infringements activity	27
Local Councils – Infringements issued by category	30
Local Councils – infringements activity	32

Executive Summary – Infringement Activity 2014-15

The State is responsible for managing the infringements system in Victoria. Infringements are issued by a variety of enforcement agencies including state agencies such as Victoria Police, and local government agencies, which include local councils, universities and hospitals.

Enforcement agencies are required by the *Infringements Act 2006* (the Infringements Act) to provide information to the Attorney-General twice yearly, including statistical data.

This report provides a brief snapshot of infringements issued during 2014-15. Where possible, comparative analysis in relation to the numbers and types of infringements has been made with previous reporting periods.

In 2014-15 there were 5.32 million infringement notices issued in Victoria, up from 4.99 million in 2013-14 (6.6 per cent increase). As was the case in previous years, the majority of infringements issued across all agencies continues to be for traffic offences (58.9 per cent) and parking offences (31.5 per cent). Victoria Police continues to issue the most infringement notices, largely related to traffic offences.

Local councils issued 1.65 million infringements in 2014-15, which was a decrease of 1.9 per cent from the previous year. The majority of infringements issued by municipal councils were for parking offences (1.59 million).

Government agencies (excluding Victoria Police) issued less than 7 per cent of the total infringements in 2014-15, an increase from the percentage issued in 2013-14. The volume of these infringements increased in 2014-15, due to a large number of infringements issued by the Victorian Electoral Commission for failure to vote in local and State elections held during this period.

A person can contest the initial decision to issue an infringement in court or request an internal review of the decision to issue an infringement, and this appears to be a growing trend. By volume, around 1.8 per cent of infringements (mostly for traffic offences) are heard and determined by the Magistrates' Court. Where an internal review was requested, 52.1 per cent of infringements were confirmed by enforcement agencies upon review. Infringement notices that remain unpaid may be lodged by enforcement agencies with the Infringements Court for enforcement.

Following lodgement, an infringement registrar may make an enforcement order to request payment of the outstanding amount of the infringement penalty and for additional costs. In 2014-15, around 1.74 million enforcement orders were made, and 113,890 enforcement orders were revoked. Infringement warrants are issued when an enforcement order remains unpaid.

To assist those experiencing financial hardship, agencies may offer individuals the option of paying their infringements by instalment payment plans. During 2014-15, enforcement agencies approved 703,012 payment plans, with 594,590 plans commencing (with at least one payment being made) and 54,358 plans going into default (representing 9.1 per cent of all plans commenced).

This Annual Report for 2014-15 and past reports are available from the Department of Justice's website at www.justice.vic.gov.au.

5.32
million
infringements
issued

3.23
million
issued by
Victoria Police
(61 %)

1.65 million
issued by
Local Councils
(31 %)

355,287
Issued by
Government
Agencies
(7%)

78,369
Issued by
Others
(1 %)

1 The Infringements System

Infringement offences are prescribed in more than 60 statutes and are administered by a wide variety of enforcement agencies including state and local government agencies, which include local councils, universities and hospitals.

Infringement notices or 'on the spot fines' may be issued by enforcement agencies for a range of offences including parking, traffic and public transport offences. Infringement offences provide a person issued with an infringement notice the option of paying a fixed penalty, rather than proceeding to a court hearing. The value of a penalty unit for a financial year is fixed by the Treasurer under the *Monetary Units Act 2004* and usually increases on an annual basis in line with the Consumer Price Index. The value of a penalty unit for the 2014-15 year was \$151.67.

The infringements system is intended to provide a simple and efficient means of disposing of matters in which the nature of the offending and the level of the penalty do not warrant judicial adjudication.

Key features of Victoria's infringements system include:

- ◆ a common process for issuing and enforcing infringement notices across enforcement agencies;
- ◆ the option to elect to have an infringeable offence heard and determined by the Magistrates' Court¹;
- ◆ the right for a person to have an infringement notice reviewed by the issuing agency where there may have been a mistake of law or identity, or where special or exceptional circumstances may apply (refer to footnote 1 for exceptions);
- ◆ a recognition that people with special circumstances (i.e. people with a mental or intellectual disability, disorder, disease or illness, a serious addiction, or who are homeless) should not be dealt with through an automated enforcement process;
- ◆ the availability of payment plans for people experiencing financial hardship; and
- ◆ strong enforcement measures against people who refuse to pay their fines.

If the infringement notice is paid, the payment will exiate the offence. No further proceedings may be taken against the offender in respect of the offence the subject of the infringement notice, and there is no conviction recorded against the person. Payment of an infringement is not an admission of guilt. Further information on the Infringements System is provided in **Appendix 1**. A list of enforcement agencies is provided in **Appendix 2**.

2 Key Initiatives and Highlights: 2014-15

Fines Reform

The *Fines Reform Act 2014* (the Fines Reform Act) received Royal Assent on 1 July 2014 and establishes Fines Victoria, a single administrative model headed by the Director, Fines Victoria (the Director), for the collection and enforcement of infringements and court fines. The Fines Reform Act will enhance the administration and enforcement of fines by streamlining the infringements system.

Key reforms under the Fines Reform Act include:

- ◆ consolidating infringement fines and court fines into single manageable accounts;

¹ This option is not available for infringement offences under:

- Sections 89A to 89D of the *Road Safety Act 1986*
- Sections 215C of the *Transport Act 1983*
- Sections 61A and 61B of the *Marine Act 1988*

[Regulation 11K Infringements (Reporting and Prescribed Details and Forms) Regulations 2006].

- ◆ improvements to the internal review process including an additional ground for internal review of 'person unaware';
- ◆ establishment of a new internal review oversight function that will be administered by the Director, Fines Victoria, to ensure fair and consistent internal review decision-making across enforcement agencies;
- ◆ replacement of the existing revocation scheme with 'enforcement review', which will largely mirror the internal review scheme. A person will be able to apply to the Director, Fines Victoria for a review of the decision to enforce an infringement;
- ◆ removal of the legislative 'default to court' mechanism following confirmation of an infringement notice for a special circumstances application;
- ◆ introduction of a Work and Development Permit scheme to provide vulnerable people (including people in acute financial hardship) with non-financial options to 'pay off' infringement fine debt and address offending through approved activities and treatment; and

The Department of Justice & Regulation is currently working towards implementation of the new fines recovery model. The Department is committed to continuing its consultation with the courts, community sector, enforcement agencies and other stakeholders on ways to strengthen the operation of the fines system under the Fines Reform Act.

Payment Order Guidelines

The Infringements Act allows individuals with outstanding enforcement orders to apply for a payment order. Payment orders enable individuals to pay their enforcement orders by instalments.

In early 2014-15, the Infringements Court reviewed and updated the guidelines for granting payment orders, to ensure that individuals are able to access fair and flexible payment arrangements, while recognising that some are not able to make payment. The new guidelines aim to ensure the system is fair for everyone.

Since the introduction of the updated guidelines, the number of people defaulting on payment orders has decreased. This is a positive outcome, as additional fees are added when someone defaults on a payment order.

The Infringements Court will continue to review and refine the guidelines to make sure that there is an appropriate balance between allowing individuals to pay off their matters over time where they are unable to pay in full, and ensuring that people do not use the payment order system to avoid taking responsibility for their fines.

3 Infringements Reporting

Enforcement agencies are required to provide details of their infringement activities twice yearly to the Attorney-General including:

- ◆ The number of official warnings served in relation to each category of infringement offence;
- ◆ The number of official warnings withdrawn in relation to each category of infringement offence;
- ◆ The number of infringement notices served in relation to each category of infringement offence;
- ◆ The number of infringement notices withdrawn in relation to each category of infringement offence;
- ◆ The number of elections to court in relation to each category of infringement offence;
- ◆ The number of applications for internal review;
- ◆ More specific details of the decisions relating to the applications for internal review; and
- ◆ The number of payment plan applications, offers and defaults.

A list of enforcement agencies eligible to issue infringements for 2014-15 is included in **Appendix 2**.

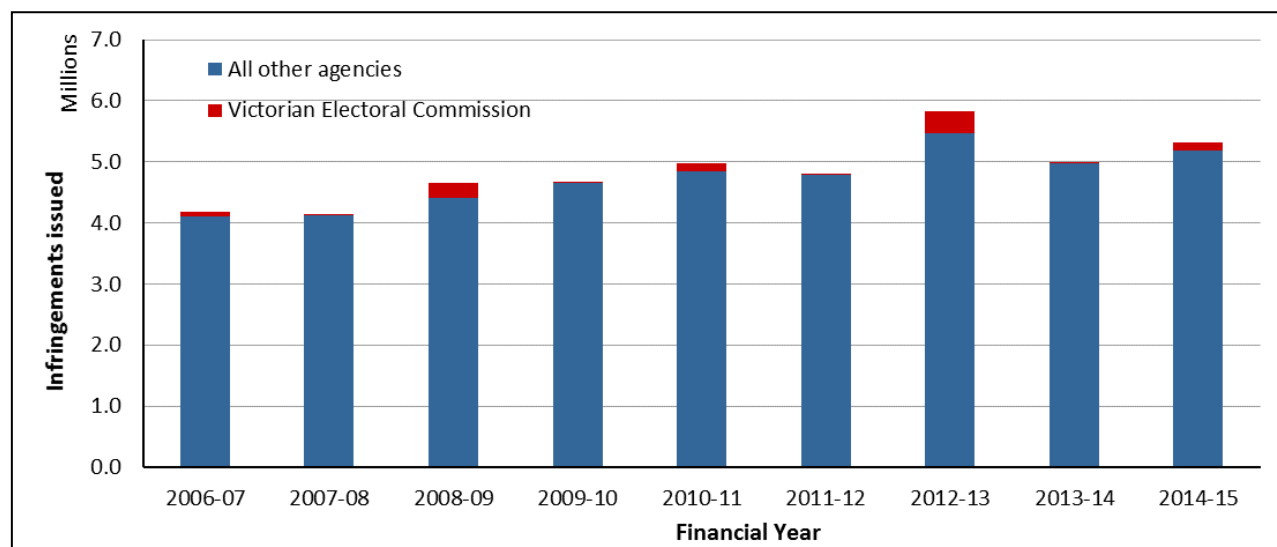
4 Infringements Activity

Snapshot of infringements activity

In 2014-15, nearly 5.32 million infringements were issued in Victoria for a wide range of offences, compared to 4.99 million infringements issued in 2013-14 and 5.82 million infringements issued in 2012-13.

As shown in [Chart 1](#), 2012-13 was an unusually high volume year for infringements issued relative to a long-term trend. In part, this was due to an increase in the number of infringements issued for failing to vote in local government elections held by the Victorian Electoral Commission (VEC) during this period.

Chart 1: Infringements issued over time



Since reporting commenced in 2006-07, the annual number of infringements issued has increased by 27 per cent, averaging 3.03 per cent growth per annum.

[Table 1](#) shows the type of infringement activity - infringement withdrawals, official warnings, election to court and internal reviews over time.

Table 1: Infringement activities over time

Financial Year	Infringements Issued	Infringements Withdrawn	Official Warnings Issued	Official Warnings Withdrawn	Elections to go to Court	Internal Reviews Decided
2014-15	5,315,574	307,933	180,401	1,166	94,118	482,637
2013-14	4,988,254	272,767	159,411	929	72,893	469,093
2012-13	5,820,379	327,838	155,785	1,664	60,676	482,574
2011-12	4,788,385	253,137	133,528	740	44,592	399,178
2010-11	4,974,281	242,866	130,539	658	37,994	401,219
2009-10	4,651,168	226,060	114,105	112	32,806	360,554
2008-09	4,664,712	229,836	102,502	270	28,614	370,760
2007-08	4,144,187	209,452	94,305	177	25,898	354,234
2006-07	4,185,125	141,732	50,730	1,165	19,796	261,247

Infringements issued by offence category

The vast majority of infringements are issued for traffic offences (including tolling) and for parking offences. [Table 2](#) shows the number of infringements issued by reported category for the past three years.

Table 2: Infringements issued by offence category, 3-year comparison

Offence Category	2012-13	2013-14	2014-15
Traffic (including tolling)	3,378,387	2,921,661	3,131,324
Parking	1,737,197	1,689,271	1,675,744
Public Transport	214,090	203,013	229,191
Other categories*	490,705	174,309	279,315
Total Infringements Issued	5,820,379	4,988,254	5,315,574

* Reference to 'Other categories' refers to infringements issued for offences under various statutes related to categories such as animal, consumer safety and industry regulation, electoral, environment and pollution, excessive speed, drink and drug driving, local law and marine.

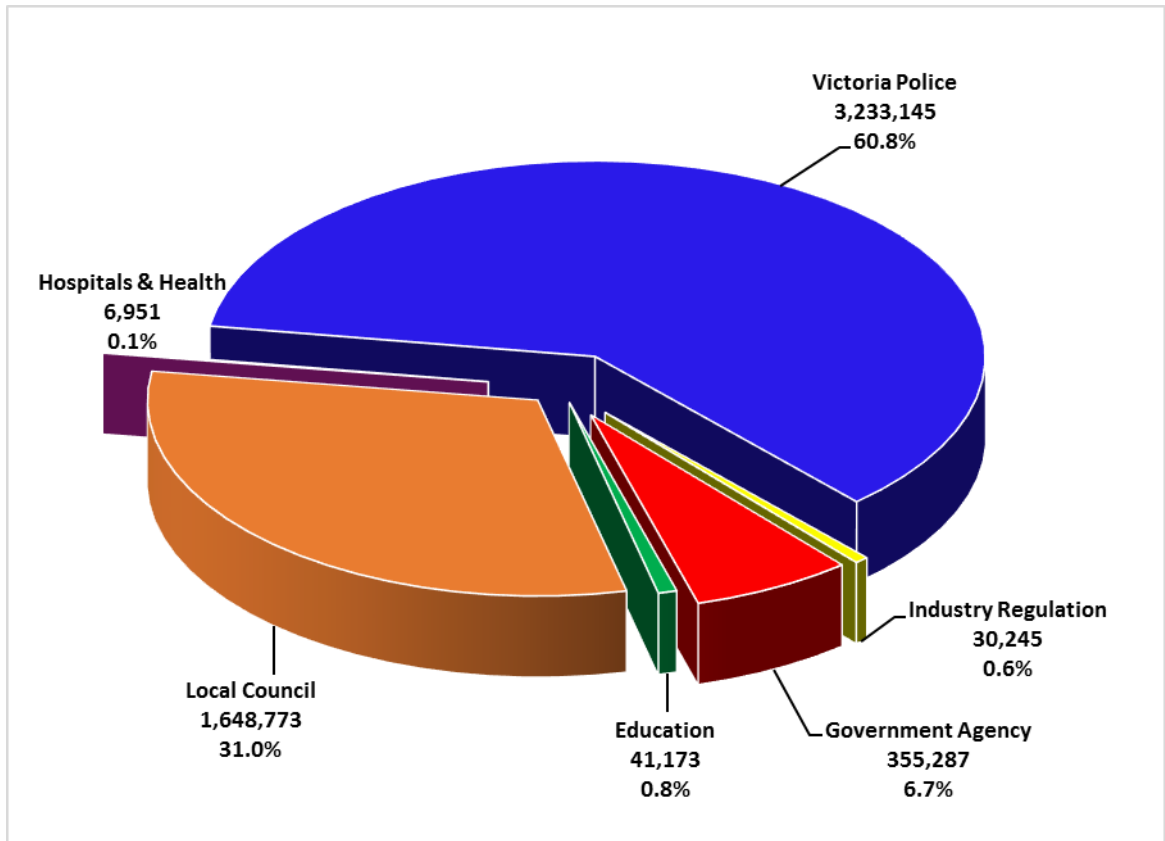
Infringements issued by agency type

[Chart 2](#) shows the number and share of infringements issued by type of enforcement agency in 2014-15.

Victoria Police continues to issue the majority of infringements (3.23 million in 2014-15) as it has wide powers to issue infringement notices across a broad range of statutes.

Local councils issue the second largest number of infringement notices (1.65 million notices in 2014-15), the majority being for parking infringements, which is the second most common offence category.

Chart 2: Infringements issued by type of enforcement agency, 2014-15



Appendix 3 contains more detail on infringements issued by offence category and type.

5 Infringements and Road Safety

Road safety is a joint responsibility between Victoria’s four road safety partners (Victoria Police, the Department of Justice and Regulation, VicRoads and the Transport Accident Commission). The infringements system continues to play a vital role in Victoria’s road safety outcomes.

All Victorians are encouraged to play their part in reducing the road toll and making safer choices.

Road Safety Camera Commissioner

The Road Safety Camera Commissioner, His Honour Gordon Lewis AM, was appointed as Victoria’s first Road Safety Camera Commissioner in 2012. Under the *Road Safety Camera Commissioner Act 2011*, the Road Safety Camera Commissioner is required to undertake reviews and assessments of Victoria’s road safety camera system.

During 2014-15, the Road Safety Camera Commissioner conducted formal investigations on:

- ◆ the fixed road safety cameras at the intersection of Springvale Road and Lower Dandenong Road, Braeside;
- ◆ the fixed road safety cameras on Maroondah Highway, Lilydale; and
- ◆ the fixed road safety cameras in 40km/h speed limit zones.

Copies of the Road Safety Camera Commissioner's reports, including his Annual Report can be found at www.cameracommissioner.vic.gov.au.

Road safety infringements

The majority of infringements issued for 2014-15 (and previous years) were for traffic offences, including speeding, running red lights and using a mobile phone while driving. Infringement activities over the last financial year are shown in [Table 3](#).

Table 3: Infringement activities for road safety related offences, 3-year comparison

Offence Category	Activity	2012-13	2013-14	2014-15
Traffic	Infringements Issued	3,378,387	2,921,661	3,131,324
	Infringements Withdrawn	138,230	121,690	139,315
	Official Warnings Issued	66,570	79,931	109,426
	Official Warnings Withdrawn	6	0	11
	Elections to go to Court	47,662	62,676	82,879
	Internal Reviews Decided	219,742	211,726	238,861
Excessive Speed, Drink & Drug Driving	Infringements Issued	35,018	34,432	35,965
	Infringements Withdrawn	2,904	4,225	4,142
	Official Warnings Issued	4	8	18
	Elections to go to Court	1,553	1,539	1,441
	Internal Reviews Decided	3,625	4,687	5,017

The 'Cameras Save Lives' website provides quarterly statistics on infringement volumes, the accuracy of road safety cameras and trends in infringement numbers over time. This information may be viewed on the 'Cameras Save Lives' website at www.camerassavelives.vic.gov.au.

6 Infringements and Local Councils

There are 79 local councils in Victoria who issue infringements for a range of offences. Local councils authorised to issue infringement notices are provided at [Appendix 2](#).²

In 2014-15 local councils issued 1.65 million infringements, as shown in [Table 4](#). Metropolitan councils issued the majority of these infringements (85.1 per cent) which is a similar figure to previous years.

² Councils throughout Victoria are classed according to the size of the population they serve: large rural, metropolitan, metropolitan fringe, regional centre or small rural.

Table 4: Infringements issued by local councils, by type of council, 3-year comparison

Infringements Issued	2012-13	2013-14	2014-15
Metropolitan	1,453,409	1,434,259	1,403,560
Metro Fringe	99,289	105,530	110,690
Regional Centre	120,090	109,260	105,016
Large Rural	34,147	29,592	27,317
Small Rural	2,398	2,898	2,190
All local councils	1,709,333	1,681,539	1,648,773

For more details on infringements issued by local councils refer to **Appendix 3**.

7 Infringements and Options for Review

The decision to issue an infringement notice is discretionary and enforcement agencies have the option of issuing an official warning, issuing an infringement or electing to prosecute the offence in the Magistrates' Court. For most infringement penalties, a person receiving the infringement has the following options:

- ◆ pay the infringement penalty
- ◆ apply for an internal review
- ◆ ask for additional time to pay
- ◆ ask to pay by instalments
- ◆ elect to go to court

A person cannot negotiate with an enforcement agency to lower the infringement penalty amount as this amount is prescribed in the relevant legislation in relation to the offence.

Legislative timeframes trigger enforcement actions when an infringement remains unpaid. The options outlined above, such as internal review and electing to contest the infringement offence in court, allow the initial decision to issue an infringement to be tested.

Electing to go to court

Individuals who receive an infringement notice can elect to go to court at any time prior to lodgement of an infringement penalty with the Infringements Court. In 2014-15, there were 94,118 infringements contested in court, compared to 72,893 in the previous year. [Table 5](#) shows the number of elections to court over time.

The majority of matters contested in court were for traffic and toll enforcement offences, which is a growth in volume from 62,676 in 2013-14 to 82,879 in 2014-15. This growth correlates with increases in the number of elections to go to court in the last reporting period.

Table 5: Electing to go to court as proportion of infringements issued over time

Infringement Activity	2006-07	2007-08	2008-09	2009-10	2010-11	2011-12	2012-13	2013-14	2014-15
Elections to go to Court	19,796	25,898	28,614	32,806	37,994	44,592	60,676	72,893	94,118
Percentage of Infringements Issued	0.5%	0.6%	0.6%	0.7%	0.8%	0.9%	1.0%	1.5%	1.8%

Internal Review

A person who receives an infringement notice has a right under the Infringements Act to have the issuing enforcement agency review the decision to issue the infringement notice. This process is known as 'internal review'.

A person or someone authorised to act on their behalf is entitled to apply for review of an infringement notice on any of the following grounds:

- (a) The infringement was issued contrary to law, or there was a mistake of identity in the infringement notice
- (b) The person had special circumstances, defined in the Infringements Act as:
 - a mental or intellectual disability, disorder, disease or illness resulting in the person being unable to understand or control the conduct that constitutes the offence
 - a serious addiction to drugs, alcohol or a volatile substance resulting in the person being unable to understand or control the conduct that constitutes the offence
 - homelessness, where this results in the person being unable to control the conduct that constitutes the offence
- (c) There are other 'exceptional circumstances' that justify withdrawing an infringement notice (for example where a person has enough awareness and self-control to normally be liable for his or her conduct, but it is appropriate in the particular circumstances to withdraw the infringement notice).

The legitimacy of the original decision to issue an infringement notice can be tested independently and decisions overturned and infringement notices withdrawn, before any significant enforcement action has commenced.

The infringements system provides a process for internal review of most decisions relating to offences for which infringement notices can be issued. There are however a number of exceptions, with the right to an internal review not applying to offences such as those related to excessive speed, drink and drug driving.

In 2014-15, there were more than 482,637 applications for internal review. [Table 6](#) shows the number of internal review applications according the grounds of exceptional circumstances, contrary to law, mistake of identity and special circumstances. The vast majority of internal review applications were made on the ground of exceptional circumstances (86.3 per cent).

Table 6: Number of internal review by grounds for review, 3-year comparison

Grounds for Review	2012-13	2013-14	2014-15
Exceptional Circumstances	408,423	397,277	416,588
Contrary to Law	57,332	56,850	53,734
Mistake of Identity	9,952	7,805	6,600
Special Circumstances	6,867	7,161	5,715
Total: Internal Reviews Determined	482,574	469,093	482,637

As shown below in [Table 7](#), the majority of internal reviews are sought for the most common type of infringement categories, including traffic, parking and public transport offences.

Table 7: Internal reviews by category of offence, over time

Offence Category	2006-07	2007-08	2008-09	2009-10	2010-11	2011-12	2012-13	2013-14	2014-15
Traffic	84,341	136,058	145,598	148,626	139,272	175,922	219,742	211,726	238,861
Parking	131,369	166,817	168,332	161,539	165,906	168,938	190,184	193,115	184,075
Public Transport	28,862	33,262	35,417	29,778	20,589	32,873	39,674	40,760	35,766
Animal	5,956	8,515	5,815	6,842	7,038	7,870	7,925	8,331	8,704
Excessive Speed, Drink & Drug Driving	2,118	2,318	2,838	3,230	4,482	4,816	3,625	4,687	5,017
Local Law	1,542	3,136	2,791	4,093	4,062	3,577	4,457	4,104	3,870
Other categories*	3,047	4,128	9,969	6,446	59,870	5,182	16,967	6,370	6,344
All internal reviews decided	257,235	354,234	370,760	360,554	401,219	399,178	482,574	469,093	482,637

* Reference to 'Other categories' refers to infringements issued for offences under various statutes related to categories such as consumer safety and industry regulation, electoral, environment and pollution and marine.

After completing a review of the decision to issue an infringement notice, an enforcement agency has the option to:

- ◆ confirm the decision to issue the infringement notice;
- ◆ refer the matter to court for hearing and determination;
- ◆ withdraw the infringement notice and take no further action; or
- ◆ withdraw the infringement notice and issue an official warning instead.

When an agency confirms an infringement notice, a new date will be set for payment of the infringement penalty and a person must pay the penalty by that date or enforcement action will be taken.

Of 482,637 internal reviews in 2014-15, infringements were confirmed in 52 per cent of cases, with 31 per cent of infringements withdrawn and an official warning issued, and a further 17 per cent withdrawn without further action following internal review. In the remaining 659 reviews, the matter was referred to court.

Table 8 represents the number of internal review decisions over time relative to the number of infringements.

Table 8: Internal reviews over time

Activity	2006-07	2007-08	2008-09	2009-10	2010-11	2011-12	2012-13	2013-14	2014-15
Internal reviews that confirmed the infringement	126,381	170,148	194,668	187,528	210,001	210,556	243,462	259,301	251,238
Internal reviews that did not confirm the infringement*	134,866	184,086	176,092	173,026	191,218	188,622	239,112	209,792	231,399
Confirm decisions as per cent of all decisions	48.4%	48.0%	52.5%	52.0%	52.3%	52.7%	50.5%	55.3%	52.1%

*Internal reviews that did not confirm the infringement include decisions to withdraw without taking further action, to withdraw and issue an official warning, or to refer the infringement offence to the Magistrates' Court.

Special circumstances

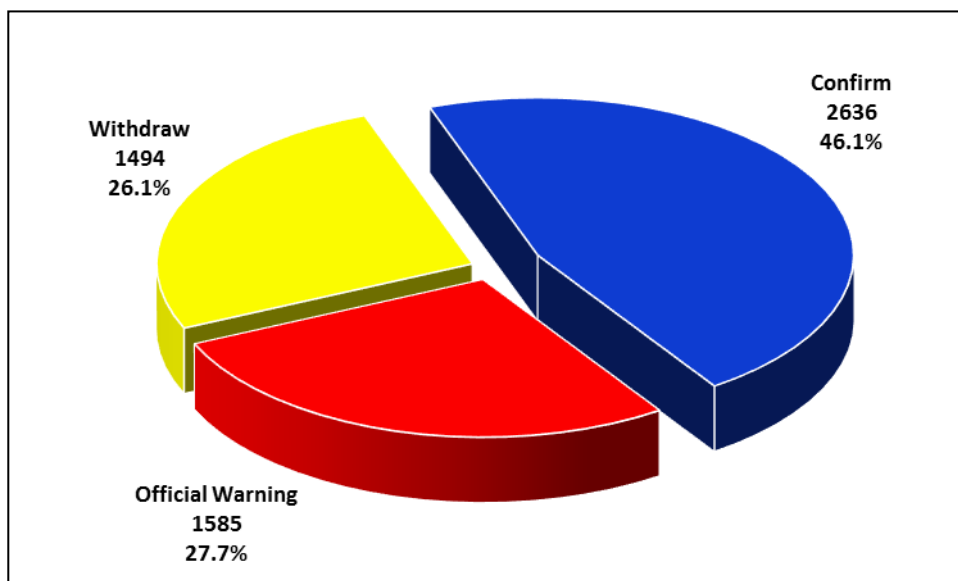
The Infringements Act recognises there are circumstances in which a person's capacity to comply with a law or regulation is affected by reasons beyond that person's control.

The inclusion of 'special circumstances' as an internal review ground in the Infringements Act ensures that certain vulnerable members of the community are not unfairly caught up in the infringements system, by providing sufficient flexibility for special circumstances to be considered in a review of the decision to issue the infringement notice.

The Attorney-General's Guidelines to the Infringements Act encourages agencies to identify cases in which special circumstances may apply at an early stage in the infringements process. The aim of the special circumstances provisions under the Infringements Act is to encourage those people who cannot control or understand the nature or consequences of their behaviour to be diverted away from the criminal justice system at the earliest opportunity.

Table 6 shows that the number of requests for internal reviews based on special circumstances decreased from 7,161 in 2013-14 to 5,715 in 2014-15. Of these, 46.1 per cent of infringements confirmed down from 51.4 per cent reported in 2013-14. Chart 3 summarises internal review decisions on the ground of special circumstances.

Chart 3: Special Circumstances Decisions 2014-15



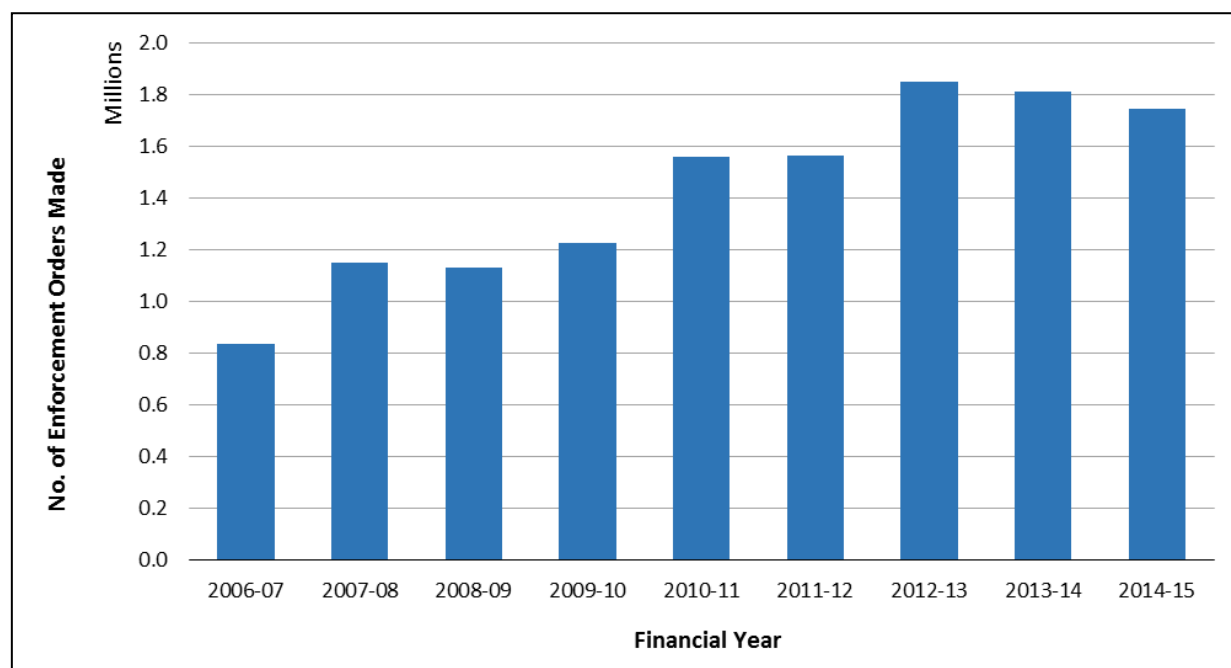
8 Enforcement Order Activity

Infringement notices that remain unpaid may be lodged by the enforcement agency with the Infringements Court. The Infringements Court may make an enforcement order to recoup the infringement fine. This requires the person who received the infringement notice to pay the outstanding amount of the infringement fine together with any additional costs associated with making the order.

If an enforcement order remains unpaid, the Infringements Court will issue an infringement warrant, which authorises the Sheriff to use enforcement sanctions to recover the outstanding amount. Enforcement sanctions include suspension and non-renewal of a vehicle registration, wheel clamping of a vehicle and suspension of a drivers licence. Infringement warrants may also be executed by the seizure and sale of property and, for natural persons where there is insufficient property, by the arrest and bail of the person to appear in court.

Chart 4 shows the number of enforcement orders made from 2006-07 to 2014-15.

Chart 4: Enforcement orders over time



Further details on the Sheriff's enforcement powers are available from the Department of Justice website at www.justice.vic.gov.au and the Fines Victoria website at www.fines.vic.gov.au.

9 Revocation Activity

A person against whom an enforcement order is made may apply to an Infringements Court registrar for the order to be revoked. The person must state the grounds on which revocation is sought. If the infringements registrar is satisfied there are sufficient grounds, the order will be revoked and parties notified of the decision.

The infringement matter is then referred to an open court hearing in the Magistrates' Court, unless the enforcement agency elects not to prosecute the offence. If the application is refused and the enforcement order confirmed, the applicant may, subject to timeframes specified in the Infringements Act, request that the registrar refer the matter to the Magistrates' Court for the decision not to revoke the enforcement order to be reconsidered.

In 2014-15, 1,743,988 enforcement orders were made, and 113,890 enforcement orders were revoked. Of those, 78.9 per cent were revoked by an infringements registrar and 21.1 per cent were revoked by the Magistrates' Court.

Table 9: Enforcement orders, revocations and special circumstances revocations, over time

Year	Enforcement Orders Made	Enforcement Orders Revoked	Orders Revoked for Special Circumstances
2014-15	1,743,988	113,890	69,808
2013-14	1,811,495	85,412	45,879
2012-13	1,848,784	51,911	26,108
2011-12	1,565,585	59,912	29,040
2010-11	1,559,261	56,968	29,330
2009-10	1,226,665	64,580	34,131
2008-09	1,129,275	58,989	26,544
2007-08	1,148,292	50,265	19,253
2006-07	837,735	33,486	15,004

Revocation on the grounds of special circumstances

People may apply to an infringements registrar to have an enforcement order revoked on the basis that they have special circumstances. Applications for revocation where a person has special circumstances may be made by the person who received the infringement notice or a person authorised to act on their behalf. As shown in [Table 9](#), enforcement orders revoked due to special circumstances are a significant proportion of all enforcement orders revoked, around 61 per cent in 2014-15.

10 Infringements and Financial Hardship

For those experiencing financial hardship, the Infringements Act provides options for the due date of the infringement penalty to be extended, for the penalty to be paid in instalments and for clearance of the penalty amount via community work.

Payment Plans

A payment plan is an agreement between an enforcement agency and a person to vary the due date or method of payment of an infringement. A payment plan can be an instalment payment plan, an extension of time, or a payment arrangement that incorporates both an extension of time and instalments. Extension of time payment plans are the most commonly used option.

Some individuals who take up payment plans default. During 2014-15, 54,358 payment plans were defaulted, comprising 9.1 per cent of the 594,590 payment plans that commenced during the year. [Table 10](#) shows payment plan information over the past three years.

Table 10: Payment plans, 3-year comparison

Number of Plans	2012-13	2013-14	2014-15
Payment Plan Applications	796,434	745,647	846,241
Payment Plans Offered	677,756	604,126	703,012
Payment Plans Commenced			
• <i>Extension of Time</i>	468,474	393,705	434,005
• <i>Instalment</i>	121,674	144,256	157,768
• <i>Instalment and Extension</i>	1,841	445	2,817
Total plans commenced	591,989	538,406	594,590
Payment Plans Defaulted	39,337	53,206	54,358
Defaulted plans as % Commenced plans	6.6%	9.9%	9.1%

Payment Orders

A person who has an enforcement order made against them may apply to an Infringements Court registrar for a payment order. A payment order is an order of the Infringements Court allowing additional time for a person to pay an enforcement order or to pay it by instalments. A payment order can be made any time prior to the Sheriff seizing goods or arresting a person under an infringement warrant.

There were 356,839 payment orders made in 2014-2015, down 10.96 per cent from 2013-14. In 2014-15, around 25.71 per cent of payment orders granted were for payment by instalments, down from 29.38 per cent in 2013-14.

Community Work Permits

When a Sheriff's Officer arrests a person under an infringement warrant and the person does not have any personal possessions that can be seized to satisfy the outstanding amount, the Sheriff's Officer may offer and the person may consent to a Community Work Permit. There is a cap on eligibility of up to 100 penalty units. For example, one penalty unit equals a low speeding infringement, which may be the equivalent of 6 hours of community work.

This arrangement is similar to a fine conversion order or a fine default unpaid community work order in that it allows a person to undertake community work in lieu of payment of the fine at the rate of one hour per 0.2 penalty units owing.³

Community work permits are used as an alternative to imprisonment. A community work permit enables someone to undertake community work to clear an outstanding infringement warrant. It is only available once it is determined that there is no property to be seized to pay off the infringement debt, and if the offender is eligible and consents to be released on a community work order by a Sheriff's Officer.

Table 11 shows the number of community work permits undertaken over the last three reporting periods.

³ Part 3B, Division 5 of the *Sentencing Act 1991*.

Table 11: Number of community work permits issued from 2012-13 to 2014-15

Financial Year	Number of Community Work Permits
2014-15	1,770
2013-14	1,641
2012-13	1,327

Appendix 1 Overview of the Infringements System

The Infringements Act 2006

The *Infringements Act 2006* (the Infringements Act) provides the framework for the issuing, service and enforcement of infringement notices in Victoria. The Infringements Act is supported by the Infringements (General) Regulations 2006 and the Infringements (Reporting and Prescribed Details and Forms) Regulations 2006.

The Attorney-General is the Minister responsible for the Infringements Act and for general oversight of the infringements system.

Attorney-General's Guidelines

Under the Act, the Attorney-General has issued Guidelines (the Attorney-General's Guidelines to the Infringements Act) that explain the fundamental principles underpinning the Infringements Act. The purpose of the Guidelines is to:

- ◆ assist enforcement agencies in meeting their responsibilities for issuing infringement notices for offences and for the enforcement of infringement notices, and
- ◆ set out the policy outlining which offences are appropriate to be dealt with by way of infringement notice and how that policy should be applied by agencies seeking to make new offences infringeable.

The Attorney-General's Guidelines are available from the Department of Justice website at www.justice.vic.gov.au.

Role of the Department of Justice and Regulation

The Department of Justice and Regulation supports the Attorney-General and the Government in the administration of the Infringements Act and the infringements system.

Enforcement agencies that propose to create new or to vary existing infringement offences must consult with the Infringements System Oversight Unit (ISOU), a function within the Infringement Management and Enforcement Services business unit of the Department of Justice and Regulation. The role of ISOU is to provide advice to the Attorney-General and the Government on infringements policy, scrutinise all proposals to introduce new infringement offences or review existing infringements, and provide information to stakeholders (such as enforcement agencies) on the operation of the infringements system.

Infringements Policy

Annexure A of the Attorney-General's Guidelines outlines the current policy related to infringement offences. This policy requires the Department of Justice and Regulation to be consulted when new infringement offences are proposed by government agencies and outlines the principles used to determine the suitability of a particular offence for enforcement by infringement notice.

Agencies are expected to comply with this policy when proposing new infringement offences, as this will:

- ◆ ensure that infringement notices are used appropriately as an alternative way of dealing with certain offences;
- ◆ ensure consistency in the use of infringement notices, crucial to maintaining public understanding of, support for and compliance with the infringements system; and

- ◆ maintain Victoria's high voluntary compliance rate with infringement notices.

For offences to become infringement offences under the policy, their suitability must be considered in terms of the gravity of the offence, clarity about what constitutes the offence, the level of the penalty and consequence of issuing an infringement notice or payment of an infringement penalty.

ISOU provides advice to legislating agencies on the suitability of certain offences for enforcement by infringement notice rather than prosecution in court. This involves consultation with government agencies about new policy initiatives, appropriate penalty levels and where applicable any operational issues.

During 2014-15, the Department of Justice and Regulation consulted with a number of government agencies on a range of offences including:

- ◆ road safety
- ◆ conservation, forests and lands
- ◆ education
- ◆ tobacco
- ◆ marine safety
- ◆ drugs and prisons
- ◆ rail and bus safety
- ◆ wildlife

The Infringements Court

The Infringements Court is a venue of the Magistrates' Court, which deals with the processing and enforcement of infringement notices and penalties, such as speed and red-light camera and parking fines.

The role of the Infringements Court is to enforce unpaid infringement fines lodged by enforcement agencies for offences (such as speeding, parking or littering) that have fixed penalties. The Infringements Court is designed to reduce the workload on judicial and administrative resources of the hearing courts without removing the right of any individual to appear before a magistrate.

The Infringements Standing Advisory Committee (ISAC)

The Infringements Standing Advisory Committee (ISAC) is convened by the Department of Justice and Regulation and is made up of representatives from Victoria Police, state government agencies, local government agencies, the Infringements Court and the Magistrates' Court, and other non-government community organisations (such as legal services). ISAC provides an opportunity for stakeholders to meet and canvass a wide range of views on the infringements system and consider developments in infringements policy and practice.

Enforcement agencies

Infringements may be issued by state government agencies or enforcement agencies upon detection of an infringement offence. Government agencies administer a number of primary Acts that create infringement offences. The infringement penalty amount is fixed in the relevant legislation that sets out the offence.

While there are many government agencies with legislative powers to issue infringements, not all do so.

There are over 120 enforcement agencies throughout Victoria, comprising state government (such as Victoria Police and the Department of Transport, Planning and Local Infrastructure), local government

and some non-government agencies (such as hospitals and universities). Enforcement agencies must be authorised by or under legislation to issue infringement notices. A list of enforcement agencies issuing infringements in 2014-15 is included at **Appendix 2**.

Community sector and industry organisations

Many community and industry sector organisations indirectly play an important role in the infringements system. Community sector organisations are involved in advocacy and support work, while there are a number of peak industry bodies that represent those with an interest in the infringements system. Some of these organisations include:

- ◆ Municipal Association of Victoria
- ◆ Local Government Professionals
- ◆ Justice Connect (formally the Public Interest Law Clearing House)
- ◆ Federation of Community Legal Centres
- ◆ Youth Law
- ◆ Financial and Consumer Rights Council.

Appendix 2 List of Enforcement Agencies

The following enforcement agencies were authorised to issue, withdraw and manage infringements during 2014-15.

Government Agencies

Consumer Affairs Victoria	Department of Environment, Land, Water and Planning	Traffic Camera Office
Corrections Victoria	Department of Health & Human Services	VicRoads
Department of Economic Development, Jobs, Transport and Resources	Department of Transport, Planning & Local Infrastructure	Victoria Police
Department of Education and Early Childhood Development	Toll Enforcement Agency	Victorian Electoral Commission

Local Councils

Large Rural

Bass Coast Shire Council	Golden Plains Shire Council	Moyne Shire Council
Baw Baw Shire Council	Horsham Rural City Council	Rural City Council Wangaratta
Campaspe Shire Council	Macedon Ranges Shire Council	South Gippsland Shire Council
Colac-Otway Shire Council	Mitchell Shire Council	Southern Grampians Shire Council
Corangamite Shire Council	Moirra Shire Council	Surf Coast Shire Council
East Gippsland Shire Council	Moorabool Shire Council	Swan Hill Rural City Council
Glenelg Shire Council	Mount Alexander Shire Council	Wellington Shire Council

Metropolitan

Banyule City Council	Greater Dandenong City Council	Moonee Valley City Council
Bayside City Council	Hobsons Bay City Council	Moreland City Council
Boroondara City Council	Kingston City Council	Port Phillip City Council
Brimbank City Council	Knox City Council	Stonnington City Council
City of Melbourne	Manningham City Council	Whitehorse City Council
Darebin City Council	Maribyrnong City Council	Yarra City Council
Frankston City Council	Maroondah City Council	
Glen Eira City Council	Monash City Council	

Metropolitan Fringe

City of Casey	Melton City Council	Wyndham City Council
City of Whittlesea	Mornington Peninsula Shire	Yarra Ranges Shire Council
Hume City Council	Nillumbik Shire Council	

Regional Centre

Ballarat City Council	Greater Shepparton City Council	Warrnambool City Council
-----------------------	---------------------------------	--------------------------

City of Greater Bendigo	Latrobe City Council	Wodonga City Council
Geelong City Council	Mildura Rural Council	
Small Rural		
Alpine Shire Council	Hepburn Shire Council	Pyrenees Shire Council
Ararat Rural City Council	Hindmarsh Shire Council	Strathbogie Shire Council
Benalla Rural City Council	Indigo Shire Council	Towong Shire Council
Borough of Queenscliffe	Loddon Shire Council	West Wimmera Shire Council
Buloke Shire Council	Mansfield Shire Council	Yarriambiack Shire Council
Central Goldfields Shire Council	Murrindindi Shire Council	
Gannawarra Shire Council	Northern Grampians Shire Council	
Education		
Box Hill Institute of TAFE	Holmesglen TAFE	Royal Melbourne Institute of Technology
Chisholm Institute of TAFE	Kangan Institute	Swinburne University
Deakin University	La Trobe University	The University of Melbourne
Federation University	Melbourne Polytechnic	Victoria University
Goulburn Ovens Institute of TAFE	Monash University	
Health Organisations		
Barwon Health	Northern Health	Royal Women's Hospital
Bayside Health	Peninsula Health	
Monash Health	Royal Melbourne Hospital	
Industry Regulation		
Bus Safety Victoria	Metropolitan Fire Brigade	Port of Melbourne Corporation
Energy Safe Victoria	Mt Baw Baw Alpine Resort Management Board	Taxi Services Commission
Environment Protection Authority Victoria	Mt Buller & Mt Stirling Resort Management	Transport Safety Victoria - Marine
Falls Creek Alpine Resort Management Board	Mt Hotham Alpine Resort Management Board	Victorian Commission for Gambling and Liquor Regulation
Melbourne Market Authority	Parks Victoria	

Appendix 3 Additional Tables

List of appendix tables

- Table 12: Infringements issued by offence category
- Table 13: Infringements issued by Victoria Police
- Table 14: Infringements issued by Local Councils
- Table 15: Infringements issued by Education enforcement agencies
- Table 16: Infringements issued by Health enforcement agencies
- Table 17: Infringements issued by Government enforcement agencies
- Table 18: Infringements issued by Industry Regulation enforcement agencies
- Table 19: Infringement activity by Victoria Police
- Table 20: Infringement activity by Local Councils
- Table 21: Infringement activity by Education enforcement agencies
- Table 22: Infringement activity by Health enforcement agencies
- Table 23: Infringement activity by Government enforcement agencies
- Table 24: Infringement activity by Industry Regulation enforcement agencies
- Table 25: Infringements issued by offence category – Metropolitan local councils
- Table 26: Infringements issued by offence category – Regional Centre local councils
- Table 27: Infringements issued by offence category – Metro Fringe local councils
- Table 28: Infringements issued by offence category – Large Rural local councils
- Table 29: Infringements issued by offence category – Small Rural local councils
- Table 30: Infringement activity for Metropolitan local councils
- Table 31: Infringement activity for Regional Centre local councils
- Table 32: Infringement activity for Metro Fringe local councils
- Table 33: Infringement activity for Large Rural local councils
- Table 34: Infringement activity for Small Rural local councils

Infringements issued by offence category

Table 12: Infringements issued by offence category

Offence Category	2012-13		2013-14		2014-15	
	Infringements Issued	Per Cent	Infringements Issued	Per Cent	Infringements Issued	Per Cent
Traffic	3,378,387	58.0%	2,921,661	58.6%	3,131,324	58.9%
Parking	1,737,197	29.8%	1,689,271	33.9%	1,675,744	31.5%
Public Transport	214,090	3.7%	203,013	4.1%	229,191	4.3%
Electoral	342,053	5.9%	28,164	0.6%	133,883	2.5%
Excessive Speed, Drink & Drug Driving	35,018	0.6%	34,432	0.7%	35,965	0.7%
Animal	34,698	0.6%	35,127	0.7%	34,254	0.6%
Environment & Pollution	21,444	0.4%	23,347	0.5%	24,444	0.5%
Local Law	18,206	0.3%	16,197	0.3%	16,625	0.3%
Trial Offence *	10,537	0.2%	10,544	0.2%	6,777	0.1%
Consumer Safety & Industry Regulation	4,780	0.1%	4,397	0.1%	3,528	0.1%
Marine	1,741	0.0%	2,419	0.0%	2,923	0.1%
Other	22,228	0.4%	19,682	0.4%	20,916	0.4%
Infringements Issued (total)	5,820,379	100.0%	4,988,254	100.0%	5,315,574	100.0%

* Under the trial expansion of the infringements system (the trial) eight offences were enforceable by infringement notice on a trial basis commencing in mid-2008:

- ◆ public order offences:
 - offensive behaviour
 - indecent language
- ◆ summary criminal offences:
 - shop theft of up to \$600
 - wilful damage
- ◆ three liquor related offences:
 - failure by a drunk or disorderly person to leave licensed premises when requested to do so
 - unauthorised possession supply or consumption of liquor or permitting of unauthorised possession supply or consumption
 - permitting unauthorised consumption of liquor on a party bus
- ◆ one driving offence:

- careless driving

The purpose of the trial was to determine the effectiveness of the infringements system for enforcement of offences involving more complex factors than traditional strict liability offences, such as speeding and parking fines. Since the commencement of the trial, six of the eight offences have been infringeable on an ongoing basis. Two of the offences, shop theft and wilful damage, ceased to be enforceable by infringement notice on 1 July 2014 pending further policy review and assessment of their suitability for enforcement by infringement notice.

Enforcement Agency types – infringements issued by category

Table 13: Infringements issued by Victoria Police

Victoria Police			
Offence Category	2012-13	2013-14	2014-15
Traffic	3,374,073	2,915,442	3,128,055
Excessive Speed, Drink & Drug Driving	34,990	34,398	35,960
Public Transport	24,855	20,715	20,975
Parking	20,624	18,968	20,294
Trial Offence	10,524	10,540	6,767
Marine	1,633	2,123	2,673
Consumer Safety & Industry Regulation	2,756	2,372	1,904
Environment & Pollution	2,168	1,725	1,363
Other	16,328	14,808	15,154
Total Infringements Issued	3,487,951	3,021,091	3,233,145

Table 14: Infringements issued by Local Councils

Local Councils (all types)			
Offence Category	2012-13	2013-14	2014-15
Parking	1,649,663	1,609,163	1,589,947
Animal	34,694	35,120	34,254
Local Law	18,190	16,196	16,625
Environment & Pollution	3,261	4,337	4,268
Consumer Safety & Industry Regulation	80	108	125
Marine	43	199	20
Electoral	0	10,986	1
Other	3,402	5,430	3,533
Total Infringements Issued	1,709,333	1,681,539	1,648,773

Table 15: Infringements issued by Education enforcement agencies

Education			
Offence Category	2012-13	2013-14	2014-15
Parking	42,337	38,635	41,173
Other	1	0	0
Total Infringements Issued	42,338	38,635	41,173

Table 16: Infringements issued by Health enforcement agencies

Health			
Offence Category	2012-13	2013-14	2014-15
Parking	4,420	7,020	6,951
Total Infringements Issued	4,420	7,020	6,951

Table 17: Infringements issued by Government enforcement agencies

Government Agency			
Offence Category	2012-13	2013-14	2014-15
Public Transport	189,234	182,298	208,216
Electoral	342,053	17,178	133,882
Parking	8,201	5,134	6,616
Traffic	3,967	3,558	3,174
Environment & Pollution	233	722	704
Consumer Safety & Industry Regulation	260	233	227
Marine	39	76	230
Excessive Speed, Drink & Drug Driving	28	29	5
Trial Offence	13	2	8
Local Law	16	0	0
Animal	4	6	0
Other	2,497	1,850	2,225
Total Infringements Issued	546,545	211,086	355,287

Table 18: Infringements issued by Industry Regulation enforcement agencies

Industry Regulation			
Offence Category	2012-13	2013-14	2014-15
Environment & Pollution	15,782	16,563	18,109
Parking	11,952	10,351	10,763
Consumer Safety & Industry Regulation	1,684	1,684	1,272
Traffic	341	260	94
Marine	26	21	0
Public Transport	1	0	0
Trial Offence	0	2	2
Animal	0	1	0
Local Law	0	1	0
Other	6	0	5
Total Infringements Issued	29,792	28,883	30,245

Enforcement Agency types – infringements activity

Table 19: Infringement activity by Victoria Police

Victoria Police			
Infringement Activity	2012-13	2013-14	2014-15
Infringements Issued	3,487,951	3,021,091	3,233,145
Infringements Withdrawn	142,612	127,851	145,102
Official Warnings Issued	66,858	80,300	110,011
Official Warnings Withdrawn	6	0	11
Elections to go to Court	50,894	65,714	85,968
Internal Reviews Decided	227,391	221,153	248,229
Payment Plan Applications	728,264	684,048	782,485
Payment Plans Offered	610,246	544,089	638,177
Payment Plans Commenced	534,422	485,506	538,851
Payment Plans Defaulted	34,730	48,648	48,549

Table 20: Infringement activity by Local Councils

Local Councils (all types)			
Infringement Activity	2012-13	2013-14	2014-15
Infringements Issued	1,709,333	1,681,539	1,648,773
Infringements Withdrawn	118,128	105,008	100,175
Official Warnings Issued	58,144	51,045	44,487
Official Warnings Withdrawn	1,649	928	1,152
Elections to go to Court	7,280	4,049	2,777
Internal Reviews Decided	188,562	193,644	184,261
Payment Plan Applications	44,894	42,588	43,834
Payment Plans Offered	44,772	41,119	45,032
Payment Plans Commenced	43,198	41,346	41,926
Payment Plans Defaulted	4,230	4,122	5,397

Table 21: Infringement activity by Education enforcement agencies

Education			
Infringement Activity	2012-13	2013-14	2014-15
Infringements Issued	42,338	38,635	41,173
Infringements Withdrawn	5,347	4,358	4,618
Official Warnings Issued	1,137	2,411	2,486
Elections to go to Court	740	1,298	1,877
Internal Reviews Decided	9,582	8,058	7,650
Payment Plan Applications	405	366	278
Payment Plans Offered	405	366	278
Payment Plans Commenced	405	366	278
Payment Plans Defaulted	78	41	50

Table 22: Infringement activity by Health enforcement agencies

Health			
Infringement Activity	2012-13	2013-14	2014-15
Infringements Issued	4,420	7,020	6,951
Infringements Withdrawn	1,286	1,292	1,206
Official Warnings Issued	0	0	22
Official Warnings Withdrawn	0	0	0
Elections to go to Court	28	25	10
Internal Reviews Decided	1,330	1,545	1,536
Payment Plan Applications	116	19	28
Payment Plans Offered	116	19	28
Payment Plans Commenced	90	19	28
Payment Plans Defaulted	80	5	12

Table 23: Infringement activity by Government enforcement agencies

Government Agency			
Infringement Activity	2012-13	2013-14	2014-15
Infringements Issued	546,545	211,086	355,287
Infringements Withdrawn	56,178	27,037	49,290
Official Warnings Issued	28,419	24,760	22,235
Official Warnings Withdrawn	1	1	2
Elections to go to Court	1,693	1,753	3,314
Internal Reviews Decided	50,561	41,419	38,418
Payment Plan Applications	20,593	16,329	17,749
Payment Plans Offered	20,559	16,278	17,664
Payment Plans Commenced	12,253	9,442	12,328
Payment Plans Defaulted	117	266	141

Table 24: Infringement activity by Industry Regulation enforcement agencies

Industry Regulation			
Infringement Activity	2012-13	2013-14	2014-15
Infringements Issued	29,792	28,883	30,245
Infringements Withdrawn	4,287	7,221	7,542
Official Warnings Issued	1,227	895	1,160
Official Warnings Withdrawn	8	0	1
Elections to go to Court	41	54	172
Internal Reviews Decided	5,148	3,274	2,543
Payment Plan Applications	2,162	2,297	1,867
Payment Plans Offered	1,658	2,255	1,833
Payment Plans Commenced	1,621	1,727	1,179
Payment Plans Defaulted	102	124	209

Local Councils – Infringements issued by category

Table 25: Infringements issued by offence category – Metropolitan local councils

Metro			
Infringements Issued	2012-13	2013-14	2014-15
Parking	1,429,705	1,400,672	1,378,385
Animal	10,548	11,199	11,788
Local Law	8,773	7,497	8,317
Environment & Pollution	2,583	3,496	3,516
Consumer Safety & Industry Regulation	0	7	29
Marine	43	18	20
Electoral	0	10,007	0
Other	1,757	1,363	1,505
Total Infringements Issued	1,453,409	1,434,259	1,403,560

Table 26: Infringements issued by offence category – Regional Centre local councils

Regional Centre			
Infringements Issued	2012-13	2013-14	2014-15
Parking	112,049	100,913	97,694
Animal	6,821	6,939	5,883
Local Law	933	878	1,001
Environment & Pollution	180	252	205
Consumer Safety & Industry Regulation	0	15	8
Other	107	263	225
Total Infringements Issued	120,090	109,260	105,016

Table 27: Infringements issued by offence category – Metro Fringe local councils

Metro Fringe			
Infringements Issued	2012-13	2013-14	2014-15
Parking	77,247	82,021	90,105
Animal	13,557	12,868	12,589
Local Law	6,993	6,802	6,463
Environment & Pollution	364	477	457
Consumer Safety & Industry Regulation	69	80	74
Other	1,059	3,282	1,002
Total Infringements Issued	99,289	105,530	110,690

Table 28: Infringements issued by offence category – Large Rural local councils

Large Rural			
Infringements Issued	2012-13	2013-14	2014-15
Parking	29,086	24,306	22,261
Animal	3,193	3,359	3,519
Local Law	1,365	946	782
Environment & Pollution	66	104	85
Consumer Safety & Industry Regulation	11	6	14
Electoral	0	468	1
Other	426	403	655

Large Rural			
Total Infringements Issued	34,147	29,592	27,317

Table 29: Infringements issued by offence category – Small Rural local councils

Small Rural			
Infringements Issued	2012-13	2013-14	2014-15
Parking	1,576	1,251	1,502
Animal	575	755	475
Local Law	126	73	62
Environment & Pollution	68	8	5
Electoral	0	511	0
Marine	0	181	0
Other	53	119	146
Total Infringements Issued	2,398	2,898	2,190

Local Councils – infringements activity

Table 30: Infringement activity for Metropolitan local councils

Metro			
Infringement Activity	2012-13	2013-14	2014-15
Infringements Issued	1,453,409	1,434,259	1,403,560
Infringements Withdrawn	94,477	84,182	79,115
Official Warnings Issued	41,695	37,674	29,690
Official Warnings Withdrawn	293	374	532
Elections to go to Court	2,187	2,985	2,096
Internal Reviews Decided	154,191	160,417	151,760
Payment Plan Applications	36,432	33,725	33,708
Payment Plans Offered	36,399	32,246	35,092
Payment Plans Commenced	35,493	32,984	32,742
Payment Plans Defaulted	2,726	2,478	3,594

Table 31: Infringement activity for Regional Centre local councils

Regional Centre			
Infringement Activity	2012-13	2013-14	2014-15
Infringements Issued	120,090	109,260	105,016
Infringements Withdrawn	9,066	8,032	8,429
Official Warnings Issued	10,284	6,811	7,447
Official Warnings Withdrawn	808	510	583
Elections to go to Court	45	27	25
Internal Reviews Decided	13,778	12,959	12,533
Payment Plan Applications	3,489	3,475	3,110
Payment Plans Offered	3,489	3,477	3,107
Payment Plans Commenced	3,427	3,408	3,076
Payment Plans Defaulted	399	470	608

Table 32: Infringement activity for Metro Fringe local councils

Metro Fringe			
Infringement Activity	2012-13	2013-14	2014-15
Infringements Issued	99,289	105,530	110,690
Infringements Withdrawn	8,469	7,833	8,067
Official Warnings Issued	3,553	4,755	5,502
Official Warnings Withdrawn	537	41	1
Elections to go to Court	506	877	461
Internal Reviews Decided	15,451	15,381	15,267
Payment Plan Applications	4,329	4,835	6,334
Payment Plans Offered	4,250	4,852	6,192
Payment Plans Commenced	3,671	4,438	5,499
Payment Plans Defaulted	977	1,086	1,119

Table 33: Infringement activity for Large Rural local councils

Large Rural			
Infringement Activity	2012-13	2013-14	2014-15
Infringements Issued	34,147	29,592	27,317
Infringements Withdrawn	5,815	4,688	4,315
Official Warnings Issued	2,259	1,630	1,791
Official Warnings Withdrawn	2	2	36
Elections to go to Court	4,475	141	177
Internal Reviews Decided	4,906	4,644	4,456
Payment Plan Applications	560	476	626
Payment Plans Offered	550	463	593
Payment Plans Commenced	535	442	557
Payment Plans Defaulted	118	83	69

Table 34: Infringement activity for Small Rural local councils

Small Rural			
Infringement Activity	2012-13	2013-14	2014-15
Infringements Issued	2,398	2,898	2,190
Infringements Withdrawn	301	273	249
Official Warnings Issued	353	175	57
Official Warnings Withdrawn	9	1	0
Elections to go to Court	67	19	18
Internal Reviews Decided	236	243	245
Payment Plan Applications	84	77	56
Payment Plans Offered	84	81	48
Payment Plans Commenced	72	74	52
Payment Plans Defaulted	10	5	7